

EDGE BANGLADESH MUTUAL FUND

STATEMENT OF FINANCIAL POSITION

As at June 30, 2019

Particulars	Notes	30-Jun-19 Taka	31-Dec-18 Taka
ASSETS			
Investments - at market price	3	234,521,789	148,587,926
Accounts receivables	4	2,084,707	1,519,049
Advance, deposit and prepayments	5	364,640	18,449
Fixed deposits receipts (FDR)	6	85,976,583	55,976,583
Cash and cash equivalents	7	64,889,985	30,873,931
Preliminary and issue expenses	8	1,561,515	1,688,541
Total Assets		389,399,219	238,664,480
EQUITY AND LIABILITIES			
<u>Shareholders' Equity</u>			
Unit capital	9	358,148,470	227,149,710
Unit premium reserve	10	11,225,006	1,367,232
Retained earnings		16,561,841	8,373,558
Total		385,935,317	236,890,500
<u>Current Liabilities</u>			
Accounts payable	11	1,667,721	77,340
Liability for expenses	12	1,796,180	1,696,640
Total		3,463,901	1,773,980
Total Equity and Liabilities		389,399,219	238,664,480
Net asset value (NAV)		385,935,317	236,890,500
Net asset value (NAV) per unit:			
At cost	13	10.71	10.31
At market price	14	10.77	10.43

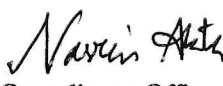
These financial statements should be read in conjunction with annexed notes


Chairman
(Trustee)


Member
(Trustee)


Chief Executive Officer
(AMC)

Dated,
July 25, 2019


Compliance Officer
(AMC)


Chief Operating Officer
(AMC)

EDGE BANGLADESH MUTUAL FUND

STATEMENT OF PROFIT OR LOSS AND OTHER COMPREHENSIVE INCOME

For the period from 01 January to 30 June 2019

Particulars	Note	30-Jun-19
		Taka
INCOME		
Interest income	15	4,657,627
Net gain on sale of marketable securities	16	12,453,478
Dividend income	17	603,000
Unrealised gain increase/(decrease)	18	(422,446)
Total		17,291,659
EXPENSES		
Management fees		3,113,965
Amortization of preliminary and issue expenses		127,027
BSEC annual fees		16,462
CDBL annual fees		12,893
CDBL settlement and demat charges		58,684
Trustee fees		87,936
Custodian fees		81,724
IPO application fees		9,000
Brokerage commission		749,263
Audit fees		24,794
Newspaper publication exp		80,383
Bank charges and excise duty		72,883
Other operating expenses		125,369
Total		4,560,382
Profit for the period		12,731,277
Total comprehensive income for the period		12,731,277
Number of units outstanding		35,814,847
Earnings per unit for the period		0.36


**Chairman
(Trustee)**


**Member
(Trustee)**


**Chief Executive Officer
(AMC)**

Dated,
July 25, 2019


**Compliance Officer
(AMC)**


**Chief Operating Officer
(AMC)**

EDGE BANGLADESH MUTUAL FUND

STATEMENT OF PROFIT OR LOSS AND OTHER COMPREHENSIVE INCOME

For the period from 01 April to 30 June 2019

Particulars	Note	April 01 to June 30, 2019
		Taka
INCOME		
Interest income		2,867,987
Net gain on sale of marketable securities		(606,975)
Dividend income		393,750
Unrealised gain increase/(decrease)		1,468,023
Total		4,122,785
EXPENSES		
Management fees		1,701,909
Amortization of preliminary and issue expenses		63,864
CDBL annual fees		6,482
CDBL settlement and demat charges		20,216
Trustee fees		46,567
Custodian fees		56,440
IPO application fees		3,000
Brokerage commission		195,836
Audit fees		12,466
Newspaper publication exp		31,500
Bank charges and excise duty		10,695
Other operating expenses		80,765
Total		2,246,202
Profit for the period		1,876,583
Total comprehensive income for the period		1,876,583
Number of units outstanding		35,814,847
Earnings per unit for the period		0.05


 Chairman
(Trustee)


 Member
(Trustee)


 Chief Executive Officer
(AMC)

Dated,
July 25, 2019


 Compliance Officer
(AMC)


 Chief Operating Officer
(AMC)

EDGE BANGLADESH MUTUAL FUND
STATEMENT OF CHANGES IN EQUITY
For the period from 01 January to 30 June 2019

Figure in Taka

Particulars	Unit capital	Unit premium reserve	Retained earnings	Total equity
Opening balance as on 01/01/2019	227,149,710	1,367,232	8,373,558	236,890,500
Unit capital raised during the period	137,866,390	10,354,320	-	148,220,710
Unit surrendered	(6,867,630)	(496,545)	-	(7,364,175)
Dividend Paid during the year	-	-	(4,542,994)	(4,542,994)
Net profit during the period	-	-	12,731,277	12,731,277
Balance as on June 30, 2019	358,148,470	11,225,006	16,561,841	385,935,317


For the period from 05 August to 31 December 2018

Figure in Taka

Particulars	Unit capital	Unit premium reserve	Retained earnings	Total equity
Opening balance as on 01/07/2018	-	-	-	-
Unit capital raised during the period	229,632,410	1,389,586	-	231,021,996
Unit surrendered	(2,482,700)	(22,355)	-	(2,505,055)
Unrealized gain/(loss)	-	-	-	-
Net profit during the period	-	-	8,373,558	8,373,558
Balance as on Dec 31, 2018	227,149,710	1,367,232	8,373,558	236,890,500



Chairman
(Trustee)



Member
(Trustee)



Chief Executive Officer
(AMC)



Compliance Officer
(AMC)



Chief Operating Officer
(AMC)


Dated,
July 25, 2019

EDGE BANGLADESH MUTUAL FUND


STATEMENT OF CASH FLOWS

For the period from 01 January to 30 June 2019

Particulars	30-Jun-19
	Taka
A. Cash flows from operating activities	
Interest income Bank A/C	1,299,622
Interest income FDR	1,608,320
Gain on sale of investments	12,453,478
Dividend income	1,041,480
Advance, deposit and prepayments	(31,605)
Bank charge and excise duties	(623,902)
CDBL charges	(58,684)
IPO Application Fees	(9,000)
Brokerage commission	(749,263)
Advertising & Promotion	(80,383)
Custodian Fees	(40,182)
Audit Fees	(50,000)
Management Fees	(2,986,531)
BSEC Annual Fees	(375,546)
Trustee Fees	(132,167)
BO Account Fees	(1,800)
IT Expense	(21,000)
Net cash from operating activities	11,242,838
B. Cash flows from investing activities	
Net investment in fixed deposit instruments	(29,355,417)
Net investment in shares and securities	(76,086,414)
Issue & Formation Expense Capitalized	-
Net cash from investing activities	(105,441,831)
C. Cash flows from financing activities	
Proceeds from issuance of units	144,917,419
Proceeds made for re-purchase of units	(7,353,110)
Dividend Paid	(1,250,828)
Net cash from financing activities	136,313,480
Net cash flows for the period	42,114,487
Cash and cash equivalents at the beginning of the period	22,775,498
Cash and cash equivalents at the end of the period	64,889,985
Net operating cash flows per unit	0.31


Chairman
 (Trustee)


Member
 (Trustee)


Chief Executive Officer
 (AMC)

Dated,
July 25, 2019


Compliance Officer
 (AMC)


Chief Operating Officer
 (AMC)

EDGE BANGLADESH MUTUAL FUND

Portfolio on June 30, 2019

3.00. Marketable investment-at market value

Figure in Taka

Name of the securities	Number of share / unit	Average unit cost	Acquisition cost	Market rate	Market value	% of NAV	Unrealised gain / loss
BRAC Bank Limited	524,982	66.88	35,113,343	66.10	34,701,310.20	9.15%	(412,033.19)
The City Bank Limited	425,000	25.23	10,722,623	27.80	11,815,000.00	2.80%	1,092,376.74
Eastern Bank Limited	82,500	34.20	2,821,875	37.80	3,118,500.00	0.74%	296,625.00
IDL C Finance Limited	180,000	66.16	11,909,200	60.30	10,854,000.00	3.10%	(1,055,200.00)
Heidelberg Cement Bangladesh Ltd.	4,200	243.80	1,023,950	242.20	1,017,240.00	0.27%	(6,710.00)
GlaxoSmithKline(GSK) Bangladesh Ltd.	5,103	1,407.80	7,184,006	1,431.50	7,304,944.50	1.87%	120,938.30
Square Pharmaceuticals Limited	130,000	260.55	33,871,365	264.30	34,359,000.00	8.83%	487,634.51
Marico Bangladesh Limited	1,000	1,367.35	1,367,346	1,517.50	1,517,500.00	0.36%	150,153.60
Silco Pharmaceuticals Ltd.	18,988	10.00	189,880	24.60	467,104.80	0.05%	277,224.80
Renata Ltd.	6,500	1,176.35	7,646,281	1,198.40	7,789,600.00	1.99%	143,319.00
Beximco Pharmaceuticals Limited	425,000	82.73	35,161,536	83.50	35,487,500.00	9.17%	325,964.07
Summit Power Limited	250,000	41.85	10,461,515	41.70	10,425,000.00	2.73%	(36,515.14)
Olympic Industries Ltd.	105,000	231.01	24,255,742	236.30	24,811,500.00	6.32%	555,758.00
Runner Automobiles Ltd.	12,899	75.00	967,425	96.30	1,242,173.70	0.25%	274,748.70
S.S. Steel Limited	8,803	10.00	88,030	26.80	235,920.40	0.02%	147,890.40
Genex Infosys Limited	7,043	10.00	70,430	55.90	393,703.70	0.02%	323,273.70
Gramophone Ltd	50,000	371.54	18,577,136	364.70	18,235,000.00	4.84%	(342,136.11)
New Line Clothings Ltd.	19,481	10.00	194,810	24.00	467,544.00	0.05%	272,734.00
Green Delta Mutual Fund	1,044,591	8.03	8,385,473	7.50	7,834,432.50	2.19%	(551,040.93)
DBH First Mutual Fund	2,435,810	8.38	20,402,367	8.50	20,704,385.00	5.32%	302,018.35
ADN Telecom Limited	50,078	30.00	1,502,340	30.00	1,502,340.00	0.39%	0.00
Copertech Industries Ltd.	23,809	10.00	238,090	10.00	238,090.00	0.06%	0.00
Total			232,154,764.05		234,521,788.80	60.53%	2,367,024.75

Note: The Fund has invested 60.53% of the total net assets of the fund in the capital market instruments, the rest is held in cash instruments.

EDGE BANGLADESH MUTUAL FUND

Notes to the financial statements

Period from January 01 to June 30, 2019

	30-Jun-19	31-Dec-18
	Taka	Taka
4.00 Accounts receivables		
Other receivable		
Interest receivable from FDR	1,844,707	840,569
Interest receivable from Bank A/C	-	-
Dividend Receivable	240,000	678,480
Sub Total	2,084,707	1,519,049
Total	2,084,707	1,519,049
5.00 Advance, deposit & prepayments		
Advance & Prepayment		
Annual CDBL fees	5,556	18,449
Annual BSEC Fee	359,083	-
Trustee Fees	-	-
Sub Total	364,640	18,449
Total	364,640	18,449
6.00 Fixed deposit receipts (FDR)		
IDLC Finance Limited	33,476,583	42,976,583
IPDC Finance Limited	14,500,000	13,000,000
Delta Brac Housing	38,000,000	-
Total	85,976,583	55,976,583
7.00 Cash and cash equivalents		
Cash at banks		
BRAC Bank Limited - 5001	17,822,652	10,872,901
BRAC Bank Limited - 5006	6,691,033	2,189,422
The City Bank Ltd.	40,376,300	9,713,176
Sub Total	64,889,985	22,775,499
Cash in brokerage accounts	-	8,098,433
Cash available on UCB A/C	-	8,098,433
Total	64,889,985	30,873,932
8.00 Preliminary and issue expenses		
Preliminary and issue expenses	1,688,541	1,793,110
Less: Amortization made during the period	(127,027)	(104,569)
Total	1,561,515	1,688,541

Note: As per the rule 65.3.1 of the Bangladesh Securities and Exchange Commission (Mutual Fund) Bidhimala, the preliminary & issue expenses are being written off over a period of 7 (seven) years.

EDGE BANGLADESH MUTUAL FUND

Notes to the financial statements
Period from January 01 to June 30, 2019

	30-Jun-19	31-Dec-18
	Taka	Taka
9.00 Unit capital		
Opening balance	227,149,710	-
Add, New subscription	137,866,390	229,632,410
Less: Unit Surrender	(6,867,630)	(2,482,700)
Total	358,148,470	227,149,710
10.00 Unit premium reserve		
Opening balance	1,367,232	-
Add, Unit premium reserve during the period	10,354,320	1,389,586
Less, premium reimbursed for re-purchase of units	(496,545)	(22,355)
Total	11,225,006	1,367,232
11.00 Accounts Payable		
Cash available on LBSL A/C	1,590,381	-
AND Telecom Ltd-IPO	77,340	77,340
Total	1,667,721	77,340
12.00 Liability for expenses		
Management fees	1,687,028	1,559,594
Custodian fees	84,357	42,815
Audit fees	24,794	50,000
Trustee fee	-	44,231
Newspaper publication expenses	-	-
CDBL annual fees	-	-
Other operating expenses	0	-
Total	1,796,180	1,696,640
13.00 Net Asset Value (NAV) per unit at cost		
Net Asset Value (NAV) at market price	385,935,317	236,890,500
Less: Unrealised Gain/(Loss) as on June 30, 2019	(2,367,025)	(2,789,471)
Net Asset Value (NAV) at cost price	383,568,292	234,101,029
No of unit	35,814,847	22,714,971
NAV per unit at cost	10.71	10.31
14.00 Net Asset Value per unit at market price		
Net Asset Value (NAV)	385,935,317	236,890,500
No of unit	35,814,847	22,714,971
NAV per unit at market price	10.77	10.43

EDGE BANGLADESH MUTUAL FUND

Notes to the financial statements

Period from January 01 to June 30, 2019

	January 01 to June 30, 2019
	TAKA
15.00 Interest income	
Fixed deposits receipts (FDR)	3,358,005
Bank Interest	1,299,622
Total	4,657,627
16.00 Net gain / loss on sale of marketable securities	
Gain on sale of marketable securities	
Bata Shoe Company (Bangladesh) Limited	193,477
Beximco Pharmaceuticals Limited	445,666
BRAC Bank Limited	1,049,484
British American Tobacco Bangladesh Company Limited	1,936,442
DBH First Mutual Fund	13,921
Eastern Bank Limited	344,375
Genex Infosys Limited	817,412
GlaxoSmithKline(GSK) Bangladesh Ltd.	41,275
Grameenphone Ltd	1,724,097
Green Delta Mutual Fund	21,731
Indo-Bangla Pharmaceuticals Limited	19,501
Kattali Textile Limited	336,360
Marico Bangladesh Limited	3,024,852
MBL 1st Mutual Fund	90,002
New Line Clothings Limited	208,292
Olympic Industries Ltd.	1,869,641
Runner Automobiles Limited	314,646
S.S. Steel Limited	870,740
Silco Pharmaceuticals Limited	307,387
Silva Phatmaceuticals Ltd.	446,263
Square Pharmaceuticals Limited	331,393
Summit Power Limited	-
The City Bank Limited	680,733
Total	15,087,691
Loss on sale of marketable securities	
Bata Shoe Company (Bangladesh) Limited	(1,610,766)
BRAC Bank Limited	(327,854)
GlaxoSmithKline(GSK) Bangladesh Ltd.	(42,235)
Grameenphone Ltd	(252,326)
MBL 1st Mutual Fund	(35,211)
Olympic Industries Ltd.	(24,642)
Square Pharmaceuticals Limited	(5,990)
Summit Power Limited	(128,211)
The City Bank Limited	(206,977)
Total	(2,634,213)
Net gain on sale of marketable securities	12,453,478

EDGE BANGLADESH MUTUAL FUND

Notes to the financial statements
Period from January 01 to June 30, 2019

	January 01 to June 30, 2019
	TAKA
17.00 Dividend income	
Beximco Pharma	(4,500)
Grameenphone Limited	38,750
IDLC Finance Limited	175,000
Eastern Bank Limited	150,000
Heidelberg Cement Bangladesh Ltd.	3,750
The City Bank Limited	240,000
Total	603,000
18.00 Changes of unrealized gain from Investment	
Opening Balance 01-01-2019	2,789,471
Closing Balance 30-06-2019	2,367,025
Change	(422,446)
Changes of unrealized gain from Investment	
Opening Balance 01-04-2019	899,001
Closing Balance 30-06-2019	2,367,024
Change	1,468,023


Chairman
(Trustee)


Member
(Trustee)


Chief Executive Officer
(AMC)

Dated,
July 25, 2019


Compliance Officer
(AMC)


Chief Operating Officer
(AMC)