


EDGE BANGLADESH MUTUAL FUND

STATEMENT OF FINANCIAL POSITION

As at September 30, 2019

Particulars	Notes	30-Sep-19	31-Dec-18
		Taka	Taka
ASSETS			
Investments - at market price	3	198,982,362	148,587,926
Accounts receivables	4	1,139,458	1,519,049
Advance, deposit and prepayments	5	344,523	18,449
Fixed deposits receipts (FDR)	6	58,500,000	55,976,583
Cash and cash equivalents	7	33,215,609	30,873,931
Preliminary and issue expenses	8	1,496,949	1,688,541
Total Assets		293,678,901	238,664,480
EQUITY AND LIABILITIES			
<u>Shareholders' Equity</u>			
Unit capital	9	271,644,120	227,149,710
Unit premium reserve	10	6,041,779	1,367,232
Retained earnings		12,442,083	8,373,558
Total		290,127,982	236,890,500
<u>Current Liabilities</u>			
Accounts payable	11	1,844,783	77,340
Liability for expenses	12	1,706,136	1,696,640
Total		3,550,919	1,773,980
Total Equity and Liabilities		293,678,901	238,664,480
Net asset value (NAV)		290,127,982	236,890,500
Net asset value (NAV) per unit:			
At cost	13	10.93	10.31
At market price	14	10.68	10.43

These financial statements should be read in conjunction with annexed notes



Chairman (CC)
(Trustee)


Member
(Trustee)


Chief Executive Officer
(AMC)


Dated,
October 22, 2019



Compliance Officer
(AMC)


Chief Operating Officer
(AMC)

EDGE BANGLADESH MUTUAL FUND
STATEMENT OF PROFIT OR LOSS AND OTHER COMPREHENSIVE INCOME
For the period from 01 January to 30 September 2019

Pariculars	Note	30-Sep-19
		Taka
INCOME		
Interest income	15	7,193,548
Net gain on sale of marketable securities	16	13,453,377
Dividend income	17	4,348,000
Unrealised gain increase/(decrease)	18	(9,535,287)
Total		15,459,639
EXPENSES		
Management fees		4,720,946
Amortization of preliminary and issue expenses		191,593
BSEC annual fees		111,120
CDBL annual fees		18,449
CDBL settlement and demat charges		71,231
Trustee fees		168,914
Custodian fees		154,336
IPO application fees		12,000
Brokerage commission		923,854
Audit fees		37,397
Newspaper publication exp		143,983
Bank charges and excise duty		100,548
Other operating expenses		193,748
Total		6,848,119
Profit for the period		8,611,519
Total comprehensive income for the period		8,611,519
Number of units outstanding		27,164,412
Earnings per unit for the period		0.32


Chairman (CC)
(Trustee)


Member
(Trustee)


Chief Executive Officer
(AMC)

Dated,
October 22, 2019


Compliance Officer
(AMC)


Chief Operating Officer
(AMC)

EDGE BANGLADESH MUTUAL FUND

STATEMENT OF PROFIT OR LOSS AND OTHER COMPREHENSIVE INCOME

For the period from 01 July to 30 September 2019

Particulars	Note	July 01 to September 30, 2019
		Taka
INCOME		
Interest income		2,535,921
Net gain on sale of marketable securities		999,900
Dividend income		3,745,000
Unrealised gain increase/(decrease)		(9,112,840)
Total		(1,832,019)
EXPENSES		
Management fees		1,606,981
Amortization of preliminary and issue expenses		64,566
CDBL annual fees		5,556
CDBL settlement and demat charges		12,547
Trustee fees		80,978
Custodian fees		72,612
IPO application fees		3,000
Brokerage commission		174,591
Audit fees		12,603
Newspaper publication exp		63,600
Bank charges and excise duty		27,665
Other operating expenses		68,380
Total		2,287,738
Profit for the period		(4,119,757)
Total comprehensive income for the period		(4,119,757)
Number of units outstanding		27,164,412
Earnings per unit for the period		(0.15)


Chairman (CC)
(Trustee)


Member
(Trustee)


Chief Executive Officer
(AMC)

Dated,
October 22, 2019


Compliance Officer
(AMC)


Chief Operating Officer
(AMC)

EDGE BANGLADESH MUTUAL FUND
STATEMENT OF CHANGES IN EQUITY
For the period from 01 January to 30 September 2019

Figure in Taka

Particulars	Unit capital	Unit premium reserve	Retained earnings	Total equity
Opening balance as on 01/01/2019	227,149,710	1,367,232	8,373,558	236,890,500
Unit capital raised during the period	140,684,080	10,499,927	-	151,184,007
Unit surrendered	(96,189,670)	(5,825,380)	-	(102,015,050)
Dividend Paid during the year	-	-	(4,542,994)	(4,542,994)
Net profit during the period	-	-	8,611,519	8,611,519
Balance as on September 30, 2019	271,644,120	6,041,779	12,442,083	290,127,982

For the period from 05 August to 31 December 2018

Figure in Taka

Particulars	Unit capital	Unit premium reserve	Retained earnings	Total equity
Opening balance as on 01/07/2018				-
Unit capital raised during the period	229,632,410	1,389,586	-	231,021,996
Unit surrendered	(2,482,700)	(22,355)	-	(2,505,055)
Unrealized gain/(loss)	-	-	-	-
Net profit during the period	-	-	8,373,558	8,373,558
Balance as on Dec 31, 2018	227,149,710	1,367,232	8,373,558	236,890,500



Chairman, (CC)
(Trustee)

Dated,
October 22, 2019


Member
(Trustee)



Naveen Akter
Compliance Officer
(AMC)


Chief Executive Officer
(AMC)


Chief Operating Officer
(AMC)

EDGE BANGLADESH MUTUAL FUND
STATEMENT OF CASH FLOWS
For the period from 01 January to 30 September 2019

Particulars	30-Jun-19 Taka
A. Cash flows from operating activities	
Interest income Bank A/C	1,299,622
Interest income FDR	4,740,372
Gain on sale of investments	13,453,377
Dividend income	5,026,480
Advance, deposit and prepayments	(26,353)
Bank charge and excise duties	(626,627)
CDBL charges	(71,231)
IPO Application Fees	(12,000)
Brokerage commission	(923,854)
Advertising & Promotion	(143,983)
Custodian Fees	(143,393)
Audit Fees	(50,000)
Management Fees	(4,665,560)
BSEC Annual Fees	(375,546)
Trustee Fees	(293,243)
BO Account Fees	(1,800)
IT Expense	(31,500)
Net cash from operating activities	<u>17,154,760</u>
B. Cash flows from investing activities	
Net investment in fixed deposit instruments	(1,857,847)
Net investment in shares and securities	(51,327,548)
Issue & Formation Expense Capitalized	-
Net cash from investing activities	<u>(53,185,395)</u>
C. Cash flows from financing activities	
Proceeds from issuance of units	147,880,755
Proceeds made for re-purchase of units	(100,159,181)
Dividend Paid	(1,250,828)
Net cash from financing activities	<u>46,470,745</u>
Net cash flows for the period	<u>10,440,111</u>
Cash and cash equivalents at the beginning of the period	<u>22,775,498</u>
Cash and cash equivalents at the end of the period	<u>33,215,609</u>
Net operating cash flows per unit	<u>0.63</u>


Chairman (CC)
(Trustee)


Member
(Trustee)


Chief Executive Officer
(AMC)


Compliance Officer
(AMC)


Chief Operating Officer
(AMC)

Dated,
October 22, 2019

EDGE BANGLADESH MUTUAL FUND

Portfolio on September 30, 2019

3.00. Marketable investment-at market value

Figure in Taka

Name of the securities	Number of share / unit	Average unit cost	Acquisition cost	Market rate	Market value	% of NAV	Unrealised gain/ loss
BRAC Bank Limited	402,801	66.77	26,897,036	61.50	24,772,261.50	9.06%	(2,124,774.52)
The City Bank Limited	125,000	25.15	3,143,746	24.50	3,062,500.00	1.06%	(81,246.16)
Eastern Bank Limited	120,000	34.79	4,174,875	34.90	4,188,000.00	1.41%	13,125.00
IDLC Finance Limited	180,000	66.16	11,909,200	48.80	8,784,000.00	4.01%	(3,125,200.00)
GlaxoSmithKline(GSK) Bangladesh Ltd.	2,000	1,420.89	2,841,779	1,648.10	3,296,200.00	0.96%	454,420.87
Square Pharmaceuticals Limited	95,000	260.55	24,752,152	236.10	22,429,500	8.34%	(2,322,652)
Silco Pharmaceuticals Ltd.	18,988	10.00	189,880	31.10	590,527	0.06%	400,647
Renata Ltd.	10,000	1,181.87	11,818,652	1,261.90	12,619,000	3.98%	800,348
Beximco Pharmaceuticals Limited	353,944	82.73	29,282,551	84.10	29,766,690	9.86%	484,139
Summit Power Limited	50,000	41.65	2,082,588	42.00	2,100,000	0.70%	17,412
Olympic Industries Ltd.	100,000	231.01	23,100,707	204.40	20,440,000	7.78%	(2,660,707)
Runner Automobiles Ltd.	12,899	75.00	967,425	71.00	915,829	0.33%	(51,596)
S.S. Steel Limited	8,803	10.00	88,030	32.20	283,457	0.03%	195,427
Coppertech Industries Ltd.	11,904	10.00	119,040	26.40	314,266	0.04%	195,226
Genex Infosys Limited	7,043	10.00	70,430	56.50	397,930	0.02%	327,500
Gramophone Ltd	70,500	361.04	25,453,170	352.40	24,844,200	8.57%	(608,970)
New Line Clothings Ltd.	19,481	10.00	194,810	16.20	315,592	0.07%	120,782
Green Delta Mutual Fund	1,100,000	8.03	8,836,600	8.20	9,020,000	2.98%	183,400
DBH First Mutual Fund	2,900,000	8.44	24,483,097	8.80	25,520,000	8.25%	1,036,903
Ringshine	382,007	10.00	3,820,070	10.00	3,820,070	1.29%	0
ADN Telecom Limited	50,078	30.00	1,502,340	30.00	1,502,340	0.51%	0
Total			205,728,177		198,982,362	69.30%	(6,745,816)

Note: The Fund has invested 69.30% of the total net assets of the fund in the capital market instruments, the rest is held in cash instruments.

EDGE BANGLADESH MUTUAL FUND

Notes to the financial statements

Period from January 01 to September 30, 2019

	30-Sep-19	31-Dec-18
	Taka	Taka
4.00 Accounts receivables		
Other receivable		
Interest receivable from FDR	636,068	840,569
Interest receivable from Bank A/C	503,390	-
Dividend Receivable	-	678,480
Sub Total	1,139,458	1,519,049
Total	1,139,458	1,519,049
5.00 Advance, deposit & prepayments		
Advance & Prepayment		
Annual CDBL fees	0	18,449
Annual BSEC Fee	264,425	-
Trustee Fees	80,098	-
Sub Total	344,523	18,449
Total	344,523	18,449
6.00 Fixed deposit receipts (FDR)		
IDLC Finance Limited	9,000,000	42,976,583
IPDC Finance Limited	5,000,000	13,000,000
Delta Brac Housing	26,500,000	-
The City Bank Limited	18,000,000	-
Total	58,500,000	55,976,583
7.00 Cash and cash equivalents		
Cash at banks		
BRAC Bank Limited - 5001	462,038	10,872,901
BRAC Bank Limited - 5006	9,381	2,189,422
The City Bank Ltd.	32,744,190	9,713,176
Sub Total	33,215,609	22,775,499
Cash in brokerage accounts	-	8,098,433
Cash available on UCB A/C	-	8,098,433
Total	33,215,609	30,873,932
8.00 Preliminary and issue expenses		
Preliminary and issue expenses	1,688,541	1,793,110
Less: Amortization made during the period	(191,593)	(104,569)
Total	1,496,949	1,688,541

Note: As per the rule 65.3.1 of the Bangladesh Securities and Exchange Commission (Mutual Fund) Bidhimala, the preliminary & issue expenses are being written off over a period of 7 (seven) years.

EDGE BANGLADESH MUTUAL FUND

Notes to the financial statements
Period from January 01 to September 30, 2019

	30-Sep-19	31-Dec-18
	Taka	Taka
9.00 Unit capital		
Opening balance	227,149,710	-
Add, New subscription	140,684,080	229,632,410
Less: Unit Surrender	(96,189,670)	(2,482,700)
Total	271,644,120	227,149,710
10.00 Unit premium reserve		
Opening balance	1,367,232	-
Add, Unit premium reserve during the period	10,499,927	1,389,586
Less, premium reimbursed for re-purchase of units	(5,825,380)	(22,355)
Total	6,041,779	1,367,232
11.00 Accounts Payable		
Payable to Unit Repurchase	1,844,783	-
AND Telecom Ltd-IPO	-	77,340
Total	1,844,783	77,340
12.00 Liability for expenses		
Management fees	1,614,979	1,559,594
Custodian fees	53,759	42,815
Audit fees	37,397	50,000
Trustee fee	-	44,231
Total	1,706,136	1,696,640
13.00 Net Asset Value (NAV) per unit at cost		
Net Asset Value (NAV) at market price	290,127,982	236,890,500
Less: Unrealised Gain/(Loss) as on June 30, 2019	6,745,816	(2,789,471)
Net Asset Value (NAV) at cost price	296,873,798	234,101,029
No of unit	27,164,412	22,714,971
NAV per unit at cost	10.93	10.31
14.00 Net Asset Value per unit at market price		
Net Asset Value (NAV)	290,127,982	236,890,500
No of unit	27,164,412	22,714,971
NAV per unit at market price	10.68	10.43

EDGE BANGLADESH MUTUAL FUND**Notes to the financial statements**

Period from January 01 to September 30, 2019

January 01 to September 30, 2019
TAKA

15.00 Interest income

Fixed deposits receipts (FDR)

Bank Interest

Total

5,385,285
1,808,263
7,193,548

16.00 Net gain / loss on sale of marketable securities**Gain on sale of marketable securities**

Bata Shoe Company (Bangladesh) Limited

Beximco Pharmaceuticals Limited

BRAC Bank Limited

British American Tobacco Bangladesh Company Limited

Coppertech

DBH1STMF

Eastern Bank Limited

Genex Infosys Limited

GlaxoSmithKline(GSK) Bangladesh Ltd.

Grameenphone Ltd

GREENDELMF

Indo-Bangla Pharmaceuticals Limited

Kattali

Marico Bangladesh Limited

MBL1STMF

NEWLINE

Olympic Industries Ltd.

Renata

RUNNERAUTO

S.S. Steel Limited

SILCOPHL

Silva Phatmaceuticals Ltd.

Square Pharmaceuticals Limited

The City Bank Limited

Total

193,477
449,684
1,049,484
1,936,442
358,203
17,041
344,375
817,412
1,603,644
1,724,097
21,731
19,501
336,360
3,182,476
90,002
208,292
1,869,641
9,251
314,646
870,740
307,387
446,263
331,393
1,823,871
18,325,414

Loss on sale of marketable securities

Bata Shoe Company (Bangladesh) Limited

Beximco Pharmaceuticals Limited

BRAC Bank Limited

GlaxoSmithKline(GSK) Bangladesh Ltd.

Grameenphone Ltd

GREENDELMF

Heidelberg Cement

MBL1STMF

Olympic Industries Ltd.

Square Pharmaceuticals Limited

Summit Power Limited

The City Bank Limited

Total

(1,610,766)
(32,910)
(1,209,815)
(42,235)
(797,374)
(1,189)
(167,841)
(35,211)
(54,678)
(191,264)
(288,525)
(440,227)
(4,872,036)

EDGE BANGLADESH MUTUAL FUND

Notes to the financial statements

Period from January 01 to September 30, 2019

January 01 to
September 30, 2019

TAKA

Net gain on sale of marketable securities

13,453,377

17.00 Dividend income

Beximco Pharma
Grameenphone Limited
IDLC Finance Limited
Eastern Bank Limited
Heidelberg Cement Bangladesh Ltd.
The City Bank Limited
Marico
Green Delta MF
DBH First MF

Total

(4,500)

578,750

175,000

150,000

3,750

240,000

5,000

880,000

2,320,000

4,348,000

18.00 Changes of unrealized gain from Investment

Opening Balance 01-01-2019

Closing Balance 30-09-2019

Change

2,789,471

(6,745,816)

(9,535,287)

Changes of unrealized gain from Investment

Opening Balance 01-07-2019

Closing Balance 30-09-2019

Change

2,367,024

(6,745,816)

(9,112,840)

Chairman (CC)
(Trustee)

Member
(Trustee)

Chief Executive Officer
(AMC)

Compliance Officer
(AMC)

Chief Operating Officer
(AMC)

Dated,
October 22, 2019